

LED SQUARE PANEL LAMPS PRODUCT SERIES DATASHEET



LED Square Panel Lamps



88Light LED Square Panel lamps are slim, light and handy, with high brightness and easy to install. It's ideal for different many indoor applications, such as Home Lighting, Commercial Lighting and Public Lighting.

Brighter and highly efficient SMD LED chips are used as light source, generating higher light intensity and energy saving up to 50%.

This product is CE RoHS, FCC approved.

Applications:



Office



Residence



Living Room



Hotel



School

PRODUCT FEATURES

- Its unique extruded aluminum slim design allows higher heat dissipation and lowers the light decline.
- High quality Epistar LED chip integration provides a higher anti-static resistant and brightness distribution and high quality light effect, lighting comes all around into light guide panel.
- Instant start, no UV, heat radiation, no electric wave, no flickering, no humming, it's an ideal green and environmental lighting.
- New inner high efficient heat protection system, with a constant current driver that can work under unstable voltage. With a wide working voltage range, low power consumption, and low heat dissipation, no potential safety hazard.
- Recyclable materials no such hazard for lead or Mercury enter the environment and Independent external driver and the driver can be replaced easily when it failed, without replacing the entire product.
- UGR<19 options, making a comfortable working environment area when it is used.
- With top-quality SMD LED and good heat dissipation, assure a long life-span.
- Available as dimmable or non-dimmable for additional energy savings and room ambience control.
- TUV CE RoHS Certification.




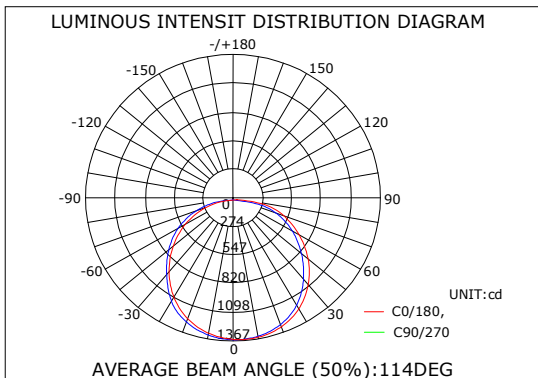
LED SQUARE PANEL LAMPS
PRODUCT SERIES DATASHEET



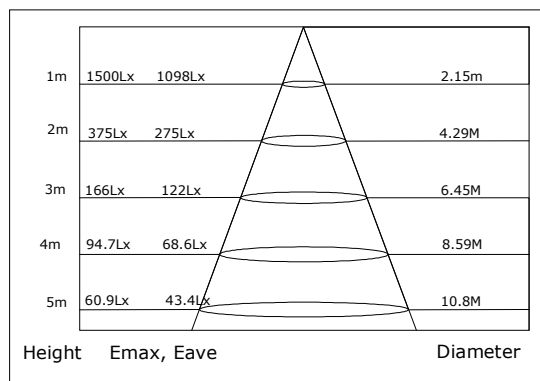
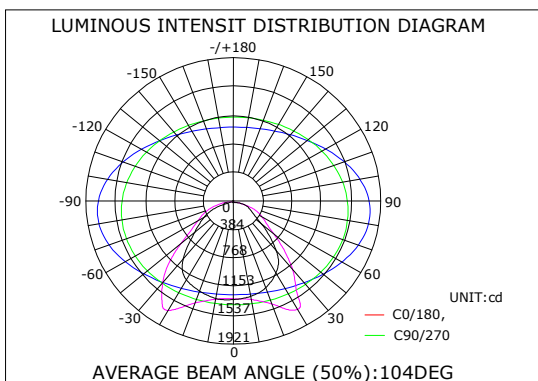
ILLUMINANCE DIAGRAM

Product Luminance:

40 Watts Normal Q600 Panel Light



40 Watts UGR Q600 Panel Light

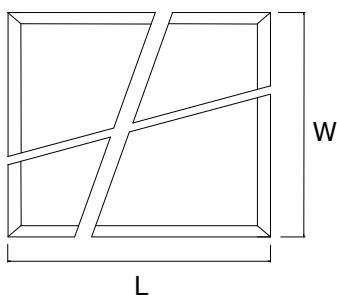


Note: please ask for IES for more cone curves and C plane distribution diagrams.

LED SQUARE PANEL LAMPS
PRODUCT SERIES DATASHEET



PRODUCT DIAGRAM



Product Name	L [mm]	W [mm]	H [mm]
88L-PN-Q300	295	295	10.75
88L-PN-Q600	595	595	10.75
88L-PN-Q620	620	620	10.75
88L-PN-L60x30	595	295	10.75
88L-PN-L90x30	895	295	10.75
88L-PN-L120x15	1195	145	10.75
88L-PN-L120x20	1195	195	10.75
88L-PN-L120x30	1195	295	10.75
88L-PN-L120x45	1195	445	10.75
88L-PN-L120x60	1195	595	10.75
88L-PN-L150x15	1495	145	10.75
88L-PN-L150x30	1495	295	10.75

Note: Dimensions doesn't change with different temperature color or different frame color.

LED SQUARE PANEL LAMPS
PRODUCT SERIES DATASHEET



PRODUCT DIAGRAM

Dimensions and Power consumptions ¹:

Product Dimension	Power Consumption
88L-PN-Q300	10W /18W /20W
88L-PN-Q600	30W/36W/40W/48W/50W/54W/60W/70W/72W
88L-PN-Q620	30W / 36W/ 40W/48W/50W/54W/60W/70W/72W
88L-PN-L60×30	18W /20W / 30W/ 36W
88L-PN-L90×30	30W /36W / 40W/48W/50W/54W/60W
88L-PN-L120×15	18W /20W /30W /36W/40W
88L-PN-L120×20	18W/ 20W /30W /36W/40W
88L-PN-L120×30	30W /36W/40W/48W/50W/54W/60W/70W/72W/75W/80W
88L-PN-L120×45	40W/48W/50W/54W/60W/70W/72W/75W/80W
88L-PN-L120×60	48W/50W/54W/60W/70W/72W/75W/80W
88L-PN-L150×15	30W/ 48W
88L-PN-L150×30	48W/50W/54W/60W/70W/72W/75W/80W

Note 1: The parameter only shows the power consumptions with the panel dimensions that have passed TUV CE certification.

LED SQUARE PANEL LAMPS
PRODUCT SERIES DATASHEET



TECHNICAL DATA

Electrical characteristics^{2,3,4,5.}

Product Name	Input Voltage	Output Voltage	Output current	Driver efficiency	PF	Dimmable [Y/N]	Protection grade
88L-PN-10W	100~240Vac	30~42Vdc	230mA	88%	0.95	Y	IP20
88L-PN-18W	100~240Vac	30~42Vdc	450mA	88%	0.95	Y	IP20
88L-PN-20W	100~240Vac	30~42Vdc	450mA	88%	0.95	Y	IP20
88L-PN-30W	100~240Vac	30~42Vdc	750mA	88%	0.95	Y	IP20
88L-PN-36W	100~240Vac	30~42Vdc	850mA	88%	0.95	Y	IP20
88L-PN-40W	100~240Vac	30~42Vdc	950mA	88%	0.95	Y	IP20
88L-PN-40WH	100~240Vac	30~42Vdc	950mA	88%	0.95	Y	IP20
88L-PN-48W	100~240Vac	30~42Vdc	1150mA	88%	0.95	Y	IP20
88L-PN-50W	100~240Vac	30~42Vdc	1150mA	88%	0.95	Y	IP20
88L-PN-54W	100~240Vac	30~42Vdc	1300mA	88%	0.95	Y	IP20
88L-PN-60W	100~240Vac	30~42Vdc	1450mA	88%	0.95	Y	IP20
88L-PN-70W	100~240Vac	30~42Vdc	1700mA	88%	0.95	Y	IP20
88L-PN-72W	100~240Vac	30~42Vdc	1700mA	88%	0.95	Y	IP20
88L-PN-75W	100~240Vac	30~42Vdc	1840mA	88%	0.95	Y	IP20
88L-PN-80W	100~240Vac	30~42Vdc	1840mA	88%	0.95	Y	IP20

Note 2: Absolute ratings @ 25°C.

Note 3: Tolerance of measurement of luminous intensity ±15%

Note 4: Non-dimmable available upon request.

Note 5: Operation temperature -20~+50°C, Storage temperature -25~+60°C .

LED SQUARE PANEL LAMPS
PRODUCT SERIES DATASHEET



TECHNICAL DATA

Optical Characteristics²:

Product Name	Color	Color Temp. [°K]	Luminescence ⁶ [lm]	CRI (Ra)	Beam angle [°]
88L-PN-10W-CW	Cool White	6000	850	>80	120
88L-PN-10W-NW	Nature White	4000	830	>80	120
88L-PN-10W-WW	Warm White	3000	800	>80	120
88L-PN-18W-CW	Cool White	6000	1500	>80	120
88L-PN-18W-NW	Nature White	4000	1460	>80	120
88L-PN-18W-WW	Warm White	3000	1400	>80	120
88L-PN-20W-CW	Cool White	6000	1650	>80	120
88L-PN-20W-NW	Nature White	4000	1600	>80	120
88L-PN-20W-WW	Warm White	3000	1550	>80	120
88L-PN-30W-CW	Cool White	6000	3300	>80	120
88L-PN-30W-NW	Nature White	4000	3150	>80	120
88L-PN-30W-WW	Warm White	3000	3100	>80	120
88L-PN-36W-CW	Cool White	6000	3600	>80	120
88L-PN-36W-NW	Nature White	4000	3420	>80	120
88L-PN-36W-WW	Warm White	3000	3348	>80	120
88L-PN-40W-CW	Cool White	6000	3200	>80	120
88L-PN-40W-NW	Nature White	4000	3110	>80	120
88L-PN-40W-WW	Warm White	3000	2980	>80	120
88L-PN-40W-HB-CW	Cool White	6000	3750	>80	120
88L-PN-40W-HB-NW	Nature White	4000	3700	>80	120
88L-PN-40W-HB-WW	Warm White	3000	3500	>80	120
88L-PN-48W-CW	Cool White	6000	3900	>80	120
88L-PN-48W-NW	Nature White	4000	3790	>80	120
88L-PN-48W-WW	Warm White	3000	3630	>80	120
88L-PN-50W-CW	Cool White	6000	4050	>80	120
88L-PN-50W-NW	Nature White	4000	3900	>80	120
88L-PN-50W-WW	Warm White	3000	3750	>80	120

Note 2: Absolute ratings @ 25°C,
Note 6: Tolerance of measurement of luminous intensity±10%.

LED SQUARE PANEL LAMPS
PRODUCT SERIES DATASHEET



TECHNICAL DATA

Optical Characteristics:

Product Name	Color	Color Temp. [°K]	Luminescence ⁶ [lm]	CRI (Ra)	Beam angle [°]
88L-PN-54W-CW	Cool White	6000	4370	>80	120
88L-PN-54W-NW	Nature White	4000	4215	>80	120
88L-PN-54W-WW	Warm White	3000	4050	>80	120
88L-PN-60W-CW	Cool White	6000	4800	>80	120
88L-PN-60W-NW	Nature White	4000	4660	>80	120
88L-PN-60W-WW	Warm White	3000	4470	>80	120
88L-PN-70W-CW	Cool White	6000	5650	>80	120
88L-PN-70W-NW	Nature White	4000	5450	>80	120
88L-PN-70W-WW	Warm White	3000	5320	>80	120
88L-PN-72W-CW	Cool White	6000	5800	>80	120
88L-PN-72W-NW	Nature White	4000	5630	>80	120
88L-PN-72W-WW	Warm White	3000	5400	>80	120
88L-PN-75W-CW	Cool White	6000	7100	>80	120
88L-PN-75W-NW	Nature White	4000	6900	>80	120
88L-PN-75W-WW	Warm White	3000	6800	>80	120
88L-PN-80W-CW	Cool White	6000	7600	>80	120
88L-PN-80W-NW	Nature White	4000	7360	>80	120
88L-PN-80W-WW	Warm White	3000	7200	>80	120

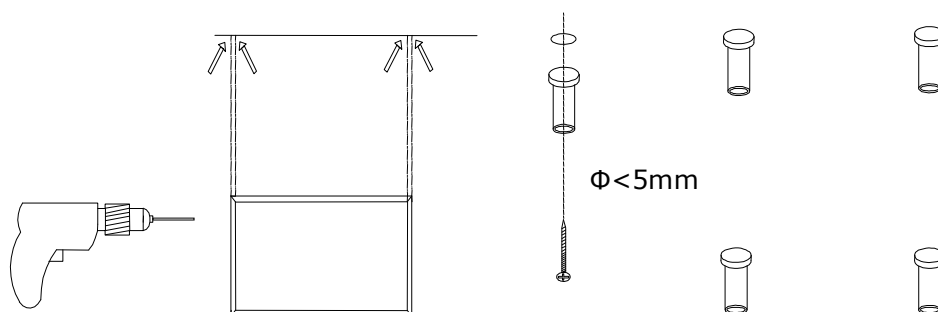
Note2: Absolute ratings @ 25°C,

Note6: Tolerance of measurement of luminous intensity±10%.

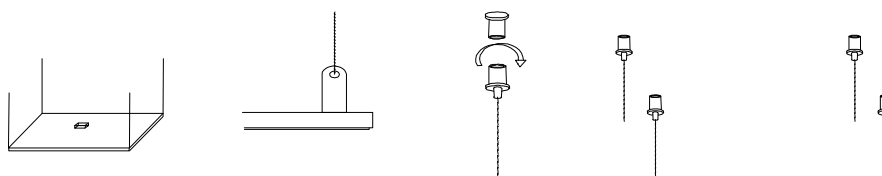
PRODUCT INSTALLATION

Precaution: Switch off power before start any works.

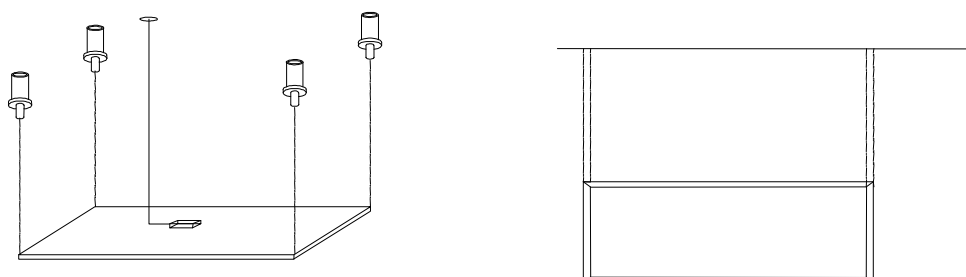
Method 1. Suspended installation.



1. Drill four holes on the position where the panel will be suspended.
2. Embed the wall plugs and screw the fixing.
3. Repeat step 2 for four fixtures.



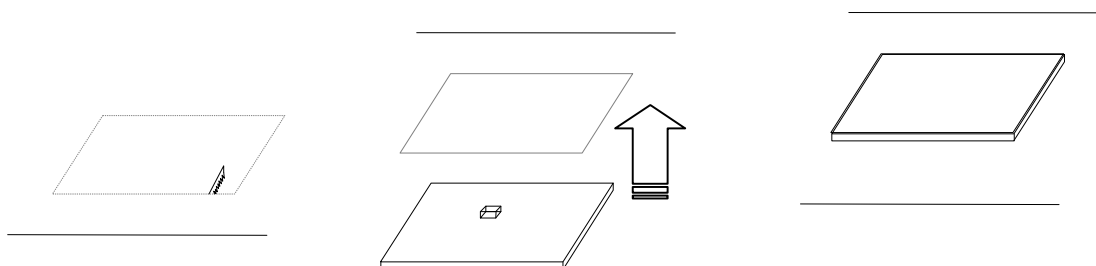
4. Fix the steel cords pendants to the back of panel.
5. Screw the other end of the steel cords to the fixture on the ceiling.



6. Connect the power cable to the power supply.

PRODUCT INSTALLATION

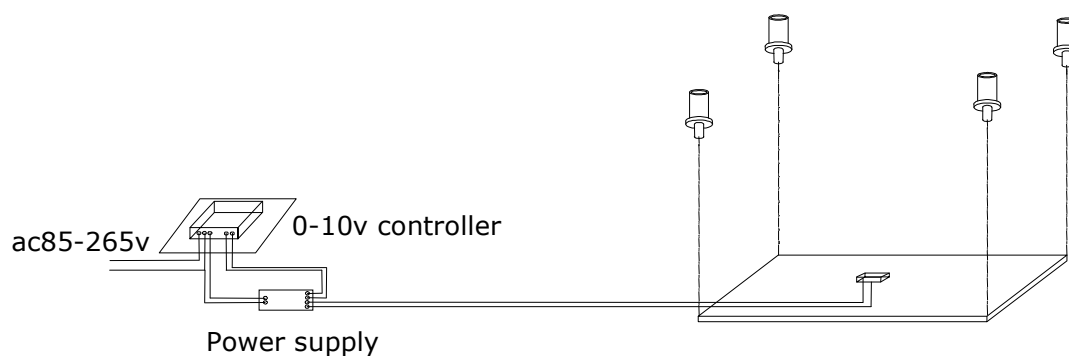
Method 2. Embedded installation



1. Cut an open hold on the ceiling where the panel light will be installed.
2. Embed the panel light into the ceiling open hole.
3. Connect the power cable to the power supply power.

Hard-wired Driver connection:

Installation of Dimmer controller for dimmable panel lamp.



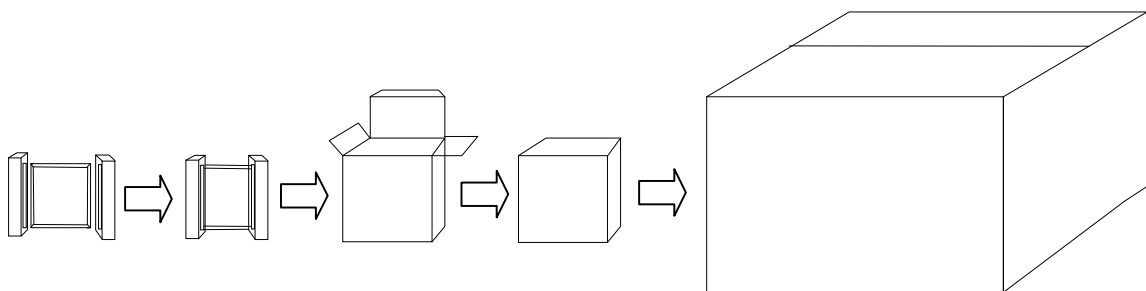
LED SQUARE PANEL LAMPS
PRODUCT SERIES DATASHEET



SAFETY

1. **Always** consult a qualified, licensed electrician prior to the installation of this product.
2. **Always** ensure that all components are joined properly before they are installed.
3. **Always** switch off power of the mains supply or respectively of the connection lead before doing any works.
4. Please read the User's Manual Carefully before using.
5. Please reserve the User's Manual for future reference.
6. Please use the panel with standard working voltage, any other voltage is not allowed.
7. Please install the product according to the location of cable and room.
8. Please take care of **Fire, Electric Shock** and **Spill**.
9. Please do not turn on high voltage power before using, and ensure the lamp earthing.
10. Any non-professionals are not allowed to disassemble the lamp.
11. LED products are continuously being improved upon in ever-shortening manufacturing cycles. LED color temperature (kelvin), lumen output, and product appearance can change from order to order. Please note that variation in color temperature (kelvin) is commonly +/- 250k and brightness (lumens) is +/- 10%.
12. Indoor use only.

PACKING:



LED SQUARE PANEL LAMPS
PRODUCT SERIES DATASHEET



PACKING ⁷:

Product Name	Outer Carton Size (L×W×H)[cm]	Qty/Carton [pcs]	Gross Weight [Kg]
88L-PN-Q300	64.5x20x38.5	10	12.4
88L-PN-Q600	67.7x70x23.5	5	20.4
88L-PN-Q620	70x72x23.5	5	24
88L-PN-L60×30	67.7x35x23.5	5	14.4
88L-PN-L90x30	97x35x23.5	5	20.5
88L-PN-L120x15	128x21x19	5	12.5
88L-PN-L120x20	128x21x24	5	15.5
88L-PN-L120x30	128x21x34	5	20.5
88L-PN-L120x45	126x55.5x15.2	2	18
88L-PN-L120x60	126x70.5x15.2	2	23
88L-PN-L150x15	156x19x15.2	2	12.4
88L-PN-L150x30	156x34x15.2	2	20

Note7: the package information is only for reference.

OTHER 88Light PRODUCTS:

For more information about 88Light products, or to use our online energy saving calculation software please visit our website

www.88light.com

DISCLAIMER:

88Light reserves the right to modify the design of our products as part of the company's program of continuous improvement. 88Light cannot guarantee to match existing installed product for subsequent orders or replace the product exactly to match the product you are replacing in product appearance, color, or brightness. Specifications are subject to change without notice.